


OAKLAND CUSD #5

**KINDERGARTEN**  
**MAY 1 1-15, 2020**

KARI FREY



# Kindergarten-Miss Frey (kari.frey@oakland5.org)

Week of May 11<sup>th</sup>-15<sup>th</sup>

Office Hours:  
Monday: 8-10am  
Tuesday: 10-12pm  
Wednesday: 12-2pm  
Thursday: 2-4pm

<i>Subject</i>	<b>Choice 1</b>	<b>Choice 2</b>	<b>Choice 3</b>
<i>Math</i>	Drops worksheet #16	Addition to 10 worksheet	Subtraction to 10 worksheet
<i>Reading</i>	Read and sequence worksheet	Reading comprehension worksheet	Asking questions worksheet
<i>Writing</i>	Sentence writing cut and paste	Picture and sentence writing	"th" sentence writing worksheet
<i>Phonics</i>	"th" worksheet	Long vowel A worksheet	Word ladder worksheet
<i>Free Choice</i>	sight word roll, read and write	Show What You Know worksheet	Sunglasses safety worksheet

Hello families! This is the kindergarten remote learning packet for the week of May 11<sup>th</sup>-15<sup>th</sup>. Every activity has directions on each page but you can always call or email me if you have any questions. Every week, a new packet of remote lessons will be sent home on Monday. The previous week's packet will need to be returned (emailed or dropped off at school) on Monday as well. I have office hours listed at the top of this sheet if you need to reach me. Your child will need to choose one choice to work on each day (one activity each day). I will then give your child feedback on how they did when it is completed.

\*To login to see our scholastic magazines please go to [scholastic.com/lfo](http://scholastic.com/lfo) and click login and then student login, the classroom password is: lakecrestkinder2020

**DROPS IN THE BUCKET**

**MATH LEVEL R**

**NUMBER 16**

© 2000 MARY JO HAND

FOLLOW DIRECTIONS - COUNT

○ 6



✓ 4



SEQUENCES



5





6

7

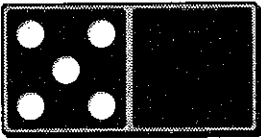
8

9

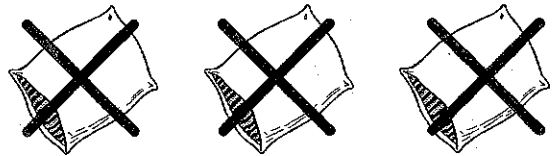
COUNT & MATCH SETS TO NUMERALS



ADD & SUBTRACT





$5 + 0 = \underline{\quad}$



$3 - 3 = \underline{\quad}$


**LOGICAL ORDER: CUT AND PASTE THE PICTURES IN A LOGICAL ORDER. SOMETIMES MORE THAN ONE LOGICAL ORDER IS POSSIBLE AND CORRECT!**






Name: \_\_\_\_\_

Kate has 9 heart stickers. Some are yellow, and the rest are green. Show two different ways Kate's stickers could look. Fill in the number sentences to match.




$$9 = \square + \square$$




$$9 = \square + \square$$

Danny has 10 robots. Some are red, and the rest are gray. Show two different ways Danny's robots could look. Fill in the number sentences to match.



$$10 = \square + \square$$



$$10 = \square + \square$$



Name \_\_\_\_\_

Date \_\_\_\_\_


Fill in the number sentence to match the story.

There were 7 trains. 2 trains rolled away. Now, there are 5 trains.




$$\underline{\quad} - \underline{\quad} = \underline{\quad}$$

There were 9 cars at the stop sign. 7 drove away. There are 2 cars left.



$$\underline{\quad} - \underline{\quad} = \underline{\quad}$$

There were 10 people. 6 people got on the bus. Now, there are 4 people.




$$\underline{\quad} - \underline{\quad} = \underline{\quad}$$

Name: \_\_\_\_\_


**Read & Sequence**

Read the story. Then cut out and glue the pictures in order.

WORD  
BANK:



pretzels



sandwich



ant

**The Picnic**

We are having a picnic.

I ate my pretzels.

My sister ate her sandwich.



Oh no! The ants ate my  
sandwich!

1

2

3

4



Name \_\_\_\_\_

# Reading Comprehension

Read the short passage and answer the questions.

## My Friend

My friend's name is Ben.  
Ben is a great friend. He is  
five years old. Ben plays  
soccer. We have so much  
fun together!



1. What is my friend's name?

---

---

---

2. How old is he?

---

---

---

3. What does he play?

---

---

---

Miss Frey-Kindergarten (Reading)

Wk: May 11-15

Choice 3

Name: \_\_\_\_\_

Pick a book to read, read the story with an adult. Write down the story you read and then write down a question you would want to ask the author about the book. Draw a picture of your favorite part at the bottom!

Book you read:


---

Question you would like to ask the author: (do not forget capital letter, spaces and punctuation 😊)

---

---

Draw a picture of your favorite part:





Writing Choice 1

Wk: May 11-15

Frey - K Name \_\_\_\_\_

Read it, Trace it, Glue it, Write it!

Read it.

I can swim fast.


Trace it.

I can swim fast.

Glue it.



Write it.



\_\_\_\_\_

-----

\_\_\_\_\_



fast.

I

swim

can

Frey-K Wk: May 11-15 Writing Choice 2

Name: \_\_\_\_\_

Draw a picture and write about it! 😊



Read each sentence, and draw a picture to show what it means.



Name: \_\_\_\_\_

This is what  
they like.

Here are  
three pigs.

Write a sentence using a word with the "th" spelling pattern.  
Then draw a picture to show what your sentence means.



\_\_\_\_\_

\_\_\_\_\_

\_\_\_\_\_

\_\_\_\_\_

\_\_\_\_\_

\_\_\_\_\_



Trace and write the sound spelling.

Name: \_\_\_\_\_


th th th

Read the words. Color the boxes that have words with the sound spelling.



the	tan	that	hat	they
horn	thorn	his	this	hey
thumb	three	tee	there	here

Read the sentences, and write the correct words in the spaces.



\_\_\_\_\_ ship is \_\_\_\_\_!

The there

Do \_\_\_\_\_ see \_\_\_\_\_?

three you

Name \_\_\_\_\_



# Long Vowels CVCe

Name the sound of the long vowels. Read the words. Color a star each time you read them.

Read the word family. a k e      -ake ●   ●      ●	fake	lake	make
	bake	take	wake
	rake	sake	cake
	☆	☆	☆

Color It!	Vowel It!	Write It!
	c _ _ k _ _	_____
	r _ _ k _ _	_____
	l _ _ k _ _	_____
	w _ _ k _ _	_____

Pick an "-ake" word from above and use it in a sentence.

\_\_\_\_\_


\_\_\_\_\_

\_\_\_\_\_

\_\_\_\_\_

Name \_\_\_\_\_

Read the clues. Then write the words.  
Start at the bottom and climb to the top.



When food gets old, it will spoil and \_\_\_\_.  
**Change the first letter.**

\_\_\_\_\_

"I just ate, so I'm \_\_\_\_ hungry."  
**Change the first letter.**

\_\_\_\_\_

You boil water in this.  
**Change the first letter.**

\_\_\_\_\_

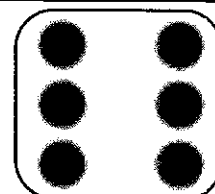
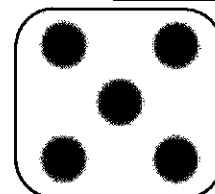
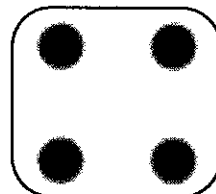
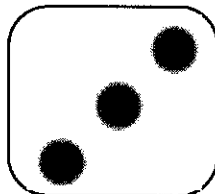
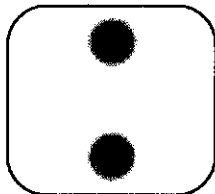

h o t

Frey-K Wk: May 11-15 Free Choice 1

Name: \_\_\_\_\_

# Roll, Read & Write

here	you	we	look	not	make



My name \_\_\_\_\_




# Show What You Know: High Five for Summer Safety

Use your *Let's Find Out* to answer the questions.

A grown-up can help you.

1. Who should you always swim with?

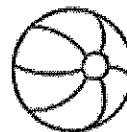



a grown-up




a friend

2. Which things protect you from the sun? Circle them.



3. A helmet protects your head.

Decorate your own!

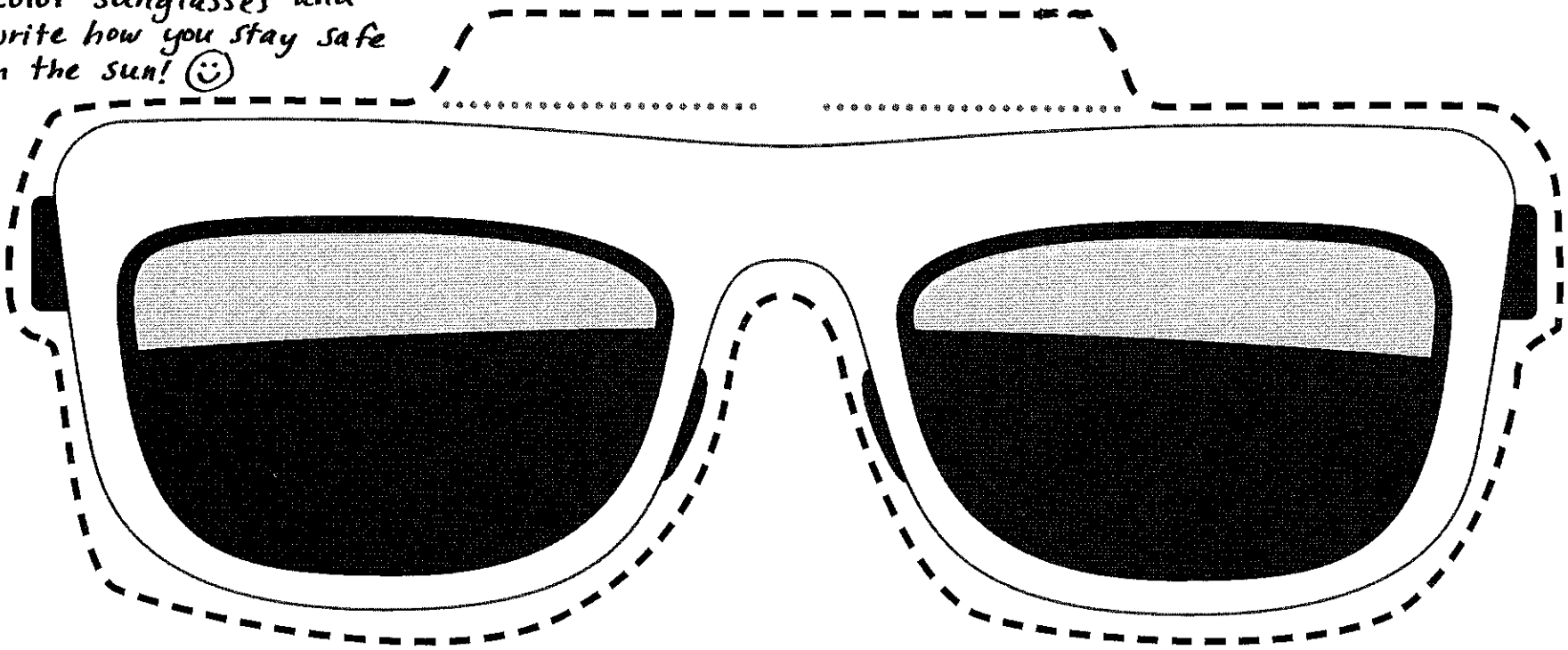




# Safety Sunglasses

Writing

Directions:  
Color sunglasses and  
write how you stay safe  
in the sun! 😊



©2020 SCHOLASTIC INC. PERMISSION GRANTED TO TEACHER-SUBSCRIBERS TO REPRODUCE THIS PAGE FOR CLASSROOM USE ONLY

SHUTTERSTOCK

Summer days are so much fun! Here is how I stay safe in the sun:

I can \_\_\_\_\_

\_\_\_\_\_

Name: \_\_\_\_\_

# Weeks of *May 4-15*, 2020

## April Lee

Hello! This will be our final packet for Music this school year. It is with mixed emotions that I send it out to you. I feel sad we didn't get to have our Spring Concert, but I feel glad that Spring is in the air and Summer is just around the corner. Here's wishing you and your families all the best this season and the next!!!


Please don't forget about the Facebook group called Lake Crest Music. I believe I have invited everyone K-5. Each day or so I try to find some activity we can do together. Send me an email or make a comment if you liked a particular activity.

To complete Options #1 crayons will be needed. For Option #2, students will need a pencil. For Option #3, tune into the Lake Crest Music Page on Facebook to see what's new this week! This work is due May 15.

5

My "office hours" are from 10:00 a.m. to noon on Mondays, Wednesdays, & Thursdays, but you can email me anytime with questions or concerns at [april.lee@oakland5.org](mailto:april.lee@oakland5.org).

<b>Class</b>	<b>Choice 1</b>	<b>Choice 2</b>	<b>Choice 3 (Enrichment)</b>
Kindergarten Music	Rhythm Coloring Sheet - Turtle	Gallery of Music	Lake Crest Music Facebook Page




# Gallery of Music


Name \_\_\_\_\_

## A Music Drawing Worksheet


Draw each symbol in its frame below




Ta Note



Ti-ti Notes



Rest



Smiley Face

# Week of May 4-15, 2020

## Kindergarten Art

### Mrs. Sweeney

Please pick 1 out of the 3 activities to complete every other week. Please email me a picture of your child completing the activities or submit the activity to the homework box located in the Lake Crest foyer. Some of the art projects require supplies. Please feel free to improvise if you do not have the required supplies, or reach out to me or the office and we will work together to get you what we need. Some basic supplies will be available for pick-up in the Lake Crest foyer.

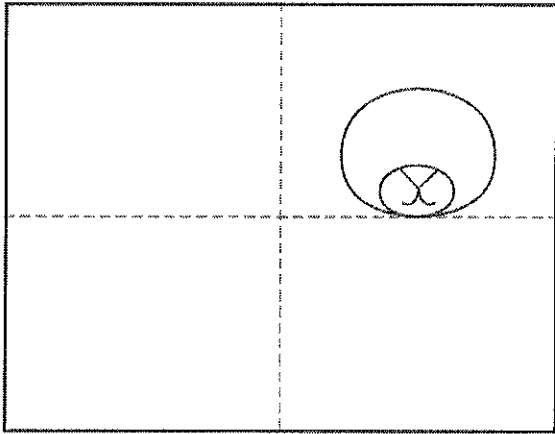
Please email me at [jill.sweeney@oakland5.org](mailto:jill.sweeney@oakland5.org) or call the school and leave a message, and I will give you a call as soon as I can. My office hours are 8-10 am on Mondays and Wednesday and Tuesdays 10-12. I will be readily available at those times.  
School office hours: Monday-Thursday 7:30-11:30 and the phone is 217-346-2166.

If email submission is not an option, contact Mrs. Sweeney for alternative ways to submit work. Sketchbooks and Still Life Drawings can be placed in the Homework Turn-in box in the Lake Crest Foyer.

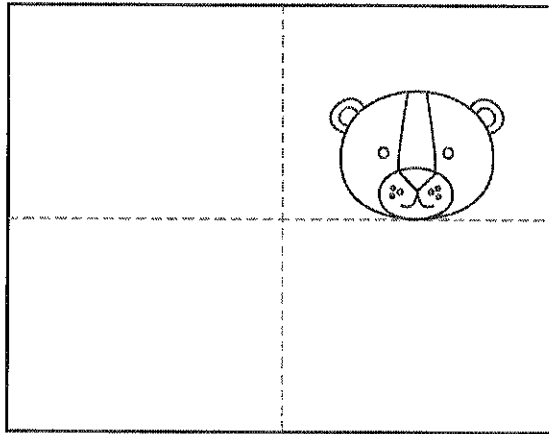
<b>Class</b>	<b>Choice 1</b>	<b>Choice 2</b>	<b>Choice 3 (Enrichment)</b>
Kindergarten	Tiger	Lab Dog	Lion

# Draw a Tiger

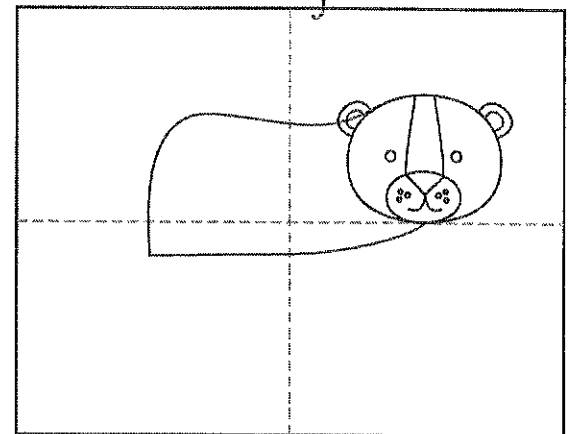
Kindergarten / Miss. J / Drawing  
May 4-15




1. Draw the round head and mouth.




2. Add the nose, eyes, and ears.




3. Start the body shape as shown.




4. Add a front and back leg.




5. Draw the other two legs. Erase gray lines.




6. Add a tail at the back.



7. Draw lots of triangles and tail stripes.



8. Draw a safari landscape background.

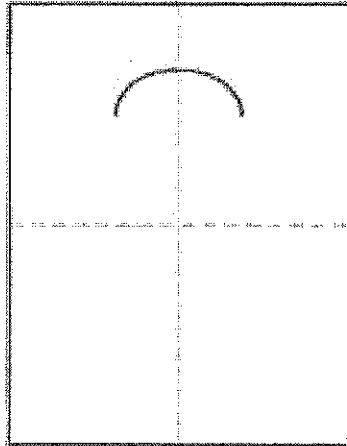



9. Trace with a marker and color.

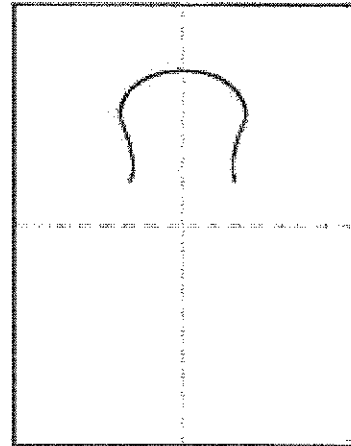


## Draw A Labrador


- Directions:** 1. Fold your paper as indicated on the dotted lines: fold in half vertical, open, fold in half horizontal, unfold.
2. Draw your lab steps by step using the folds as guide lines.
3. Color.




1. Make guide lines. Start head.




2. Add curve of head.




3. Finish head with chin.




4. Add ears.




5. Draw top of head. Erase line.



6. Add eyes, nose and legs.



7. Draw chest.




8. Finish with back legs and tail.





# Foam Cup Lion

kindergarten/choice 3/Sweeney



## SUPPLIES NEEDED

- small foam cup
- yellow paint
- paintbrush
- orange yarn
- yellow cardstock paper
- googly eyes
- brown marker
- scissors
- tacky glue

## DIRECTIONS

1. Start by painting the outside of your foam cup with your yellow paint. Let it dry completely.
2. Cut a handful of orange yarn strands off of your yarn roll. Add a line of tacky glue in an oval shape around your foam cup. Start placing your yarn pieces all around the oval. Add more tacky glue and yarn strands in any places that need some additional hair.
3. Cut out some lion ears from your yellow cardstock paper. Fold the end down, apply some glue and glue them onto your foam cup lion craft.
4. Finish your lion craft by gluing on your googly eyes and using your brown marker to draw on a nose, mouth and whisker dots.

# Week of May 11- May 15, 2020

## K-1 PE

### Coach Kappy

Please pick 3 out of the 5 activities to do for the week. Please email me a picture of your child completing the activities and the dates or email me a description of the activities. You or your child may also write a few sentences about the activity and submit to the homework box located in the Lake Crest foyer.

Please email me at [jenny.kapraun-veach@oakland5.org](mailto:jenny.kapraun-veach@oakland5.org) or call the school and leave a message, and I will give you a call as soon as I can.

<b>Class</b>	<b>Choice 1</b>	<b>Choice 2</b>	<b>Choice 3</b>	<b>Choice 4</b>	<b>Choice 5</b>
Kindergarten/ 1st Grade	Do a exercise video/Dance Marathon	Play basketball for 15-20 minutes.	Go on a walk with your family or with a parent for 15-20 minutes	Help your parents with yard work	Ride your bicycle for 15-20 minutes.

MAY/JUNE 2020

 SCHOLASTIC

Watch our video about  
summer safety at  
[www.scholastic.com/lfo](http://www.scholastic.com/lfo)

ISSN 0024-1261 • VOL. 54, NO. 8

# Let's Find Out<sup>®</sup>

My Weekly Reader<sup>®</sup>



## High Five for Summer Safety

Summer is almost here!  
Do you want to have fun and stay safe?  
Then turn and give your friend a high five!



My name \_\_\_\_\_

# 5 Ways to Stay Safe

1



**Protect your skin from sunburns.**  
Put on sunscreen.  
You can do that. Give a high five!

2



**Never swim alone.**  
Always swim with a buddy.  
You can do that.

4



**Protect your head.**  
Wear a helmet.  
You can do that. Give a high five!

5



**Stay away from crowds.**  
Don't get close to people.  
You can do that.

2

POSTAL INFORMATION: SCHOLASTIC, LET'S FIND OUT Volume 54 (USPS 483-620/ISSN 0024-1261; In Canada, 2-c no. 56049) is published monthly, Sept., Oct., Jan., Feb., March, April, and bi-monthly Nov./Dec. and May/June (8 issues) by Scholastic Inc., 2331 East McCarty Street, P.O. Box 3710, Jefferson City, MO 65102-3710. Periodical postage paid at Jefferson City, MO 65102 and additional offices. POSTMASTER: Send notice of address changes to Office of Publication, SCHOLASTIC, LET'S FIND OUT, 2331 East McCarty Street, P.O. Box 3710, Jefferson City, MO 65102-3710. ©2020 Scholastic Inc. SCHOLASTIC, LET'S FIND OUT, and associated designs are trademarks/registered trademarks of Scholastic Inc. All rights reserved. Materials in this issue may not be reproduced in whole or in part in any form or format without special permission from the publisher.

# Summer Safe

Teachers: After reading each rule, kids can high-five a friend—or the air!



ne.  
h a grown-up.  
Give a high five!

3




**Keep cool in the hot sun.**  
Drink a lot of water.  
You can do that. Give a high five!



fire.  
grills.  
Give a high five!

## TALK About It!


This boy put on sunscreen.  
What else did he put on  
to stay safe in the sun?




# S or Sh?

Say the name of the picture. Does it start with **s** or **sh**?


Write the letter or letters to complete the word.




\_\_\_\_\_un




\_\_\_\_\_ark



\_\_\_\_\_ip



\_\_\_\_\_ell



\_\_\_\_\_and



\_\_\_\_\_orts